

COMPOSICIÓN DEL GASTO POR OBJETO ADMINISTRACIÓN PROVINCIAL

	ORIGINAL	MODIF.	DEFINITIVO	COMPROMISO	DEVENGADO	PAGADO
INCISO 1	592.524.185	47.059.960	639.584.145	630.187.700	630.167.364	543.577.528
INCISO 2	54.214.061	2.135.790	56.349.851	40.307.883	39.420.546	33.614.856
INCISO 3	82.879.357	5.807.385	88.686.742	71.095.327	70.261.097	57.155.272
INCISO 4	337.890.334	-37.059.267	300.831.067	173.742.211	128.596.080	106.076.767
INCISO 5	328.759.056	39.536.611	368.295.667	349.566.534	349.566.534	314.703.559
INCISO 6	30.713.289	-3.489.066	27.224.223	21.225.068	17.969.137	17.790.255
INCISO 7	90.674.282	18.782.169	109.456.451	106.918.145	106.918.145	83.140.647
INCISO 9	2.839.683	11.349.621	14.189.304	13.234.202	12.623.745	11.205.655
TOTAL	1.520.494.246	84.123.204	1.604.617.451	1.406.277.072	1.355.522.648	1.167.264.540

COMPOSICIÓN DEL GASTO POR OBJETO ADMINISTRACIÓN PROVINCIAL

ORIGINAL

MODIF.

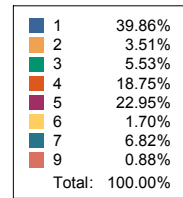
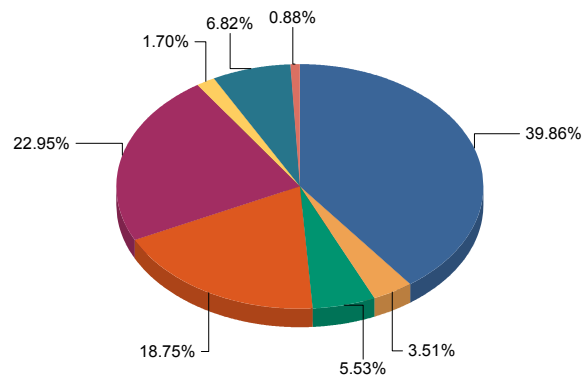
DEFINITIVO

COMPROMISO

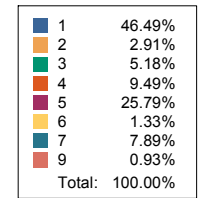
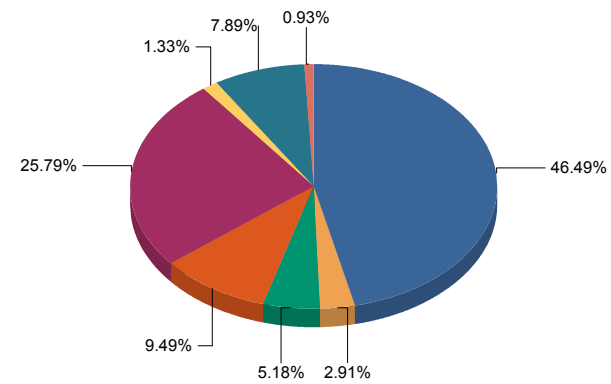
DEVENGADO

PAGADO

Base Presupuesto



Base Devengado



COMPOSICIÓN DEL GASTO POR OBJETO ADMINISTRACIÓN PROVINCIAL

ORIGINAL MODIF. DEFINITIVO COMPROMISO DEVENGADO PAGADO

Credito y Devengado

